

# DOUBLE LEAF DOOR

## Order Form

Order No. or name

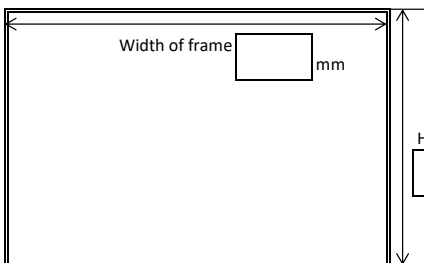
Quantity

Delivery week

EN

All views are interior views!

### Order based on outer FRAME dimensions



### Version of profiles

- 60mm, broken thermal bridge
- 45mm, non thermal system

### Symmetry of leaves

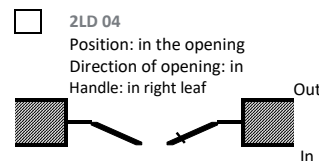
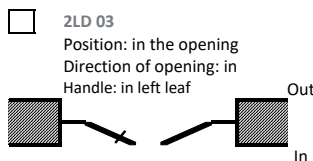
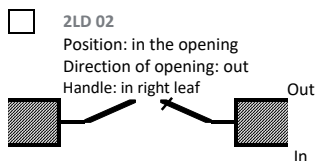
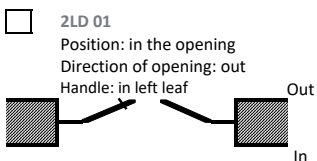
- Yes, equal width of both leaves
- No, leaves with different width

Width of left leaf  mm

Width of right leaf is calculated by TOORS

### Position:

- in the opening
- behind the opening (only for 45mm, non thermal system)



### Type of handle and lock

- 2LDKL 01 Handle /handle, shield, cylindrical lock-key hole, standard lock
- 2LDKL 02 Grip/handle, shield, cylindrical lock - key hole, standard lock
- 2LDKL 05 Handle /handle, shield, cylindrical lock-key hole, panic lock
- 2LDKL 06 Grip/handle, shield, cylindrical lock- key hole, panic lock
- 2LDKL 13 Handle /panic exit bar, shield, cylindrical lock-key hole, panic lock
- 2LDKL 14 Grip/panic exit bar, shield, cylindrical lock-key hole, panic lock
- 2LDKL 15 Handle /handle, shield, cylindrical lock-key hole, 3-point lock
- 2LDKL 16 Grip /handle, shield, cylindrical lock-key hole, 3-point lock

### Securing of opened leaf

- No securing (default option)
- Sliding stopper 180mm
- Tipping stopper 400 mm

### Securing of closed passive leaf

- Sliding bolt top and bottom
- Hidden centre catch with rods

### Electric lock

- Yes  
only for 2LDKL02, 2LDKL05

### Door spring

- Yes, with sliding arm

### Style of installation

- Anchoring strips (default option)
- Through frame

### Lamella stucco

- 671; 9002/9010
- 672; 9010/9010
- 684; 9005/9010
- 673; 9006/9010
- 694; 9007/9010
- 754; 1021/9010
- 675; 3000/9010
- 676; 5010/9010
- 677; 6009/9010
- 679; 8014/9010
- 678; 7016/9010
- 533; 9010/9002
- 531; 9002/9002
- 532; 9006/9002
- 536; 9007/9002
- 534; 7016/9002
- 535; 5010/9002
- 538; 8014/9002
- 540; 7021/9002

### Lamella smooth

- 695; Nut/9010
- 688; Golden oak/9010

### Flat woodgrain

- 669; 9016/9010

### Flat stucco

- 699; 9010/9010

### Flat smooth

- 667; 9016/9010
- 680; DB 703/9010
- 668; 7016/9010

### Central rib woodgrain

- 660; 9016/9010
- 661; 7016/9010
- 662; 9005/9010

### Central rib smooth

- 663; 9016/9010
- 665; Golden oak/9010
- 666; Dark oak/9010

### Lamella woodgrain

- 664; 9016/9010

### V-profile smooth

- 687; 9006/9010
- 682; 7016/9010
- 539; 9006/9002

### Windows

Section  1  2  3  4  5

Type of window

### Full Visions sections

Section  1  2  3  4  5

Type of glazing

### Painting of Full Visions' frame

- RAL  NCS

- External painting
- Internal painting

Shade (code)

### Painting of panels

- RAL  NCS

- External painting
- Internal painting

Shade (code)

### Painting of frame's and leaves' profiles

- RAL  NCS

- External painting
- Internal painting

Shade (code)

- Painting of hinges (only available if hinged side of profiles is painted)

- Painting of glazing lathes (only available if inner side of profiles is painted)

### Your notes